

BA 4760

Backflow preventers with controllable reduced pressure zone

Technical Data Sheet



Description

The backflow preventers with controllable reduced pressure zone BA 4760 is composed by three pressure areas : upstream, intermediate and downstream chamber, two independent non-return devices separating the intermediate zone from each other areas, normally closed when no water and a discharge device (in open air) in the intermediate zone, normally open in water off position.



BA 4760

Backflow preventers with controllable reduced pressure zone

DN		PN	PFA in bar	Ref.	Weight Kg
"	mm				
2 1/2*	65	10/16	10	149B3486	25,0
3	80	10/16	10	149B3097	29,5
4	100	10/16	10	149B3098	58,0
6	150	10/16	10	149B3400	83,5
8	200	10	10	149B3401	141,0
10	250	10	10	149B3402	151,0

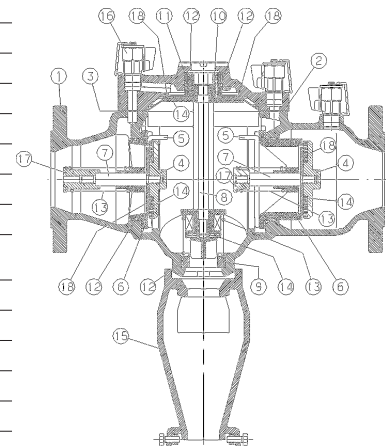
* Double drilling : DN65/DN60
Double drilling : 4 and 8 holes

Technical features

Operating temperature	Maxi. 65 °C
Permissible operating pressure (PFA) in water	10 bar
Connection	With flanges - PN (see table)
Mediums	Clears water

Nomenclature and materials

N°	Description	Materials	EURO	ANSI	
1	Body	DN 65 to 80	Cast iron	EN-GJL-250	ASTM A 48 35 B
		DN 100 to 250	Ductile iron	EN-GJS-400-15	ASTM A 536 65-45-12
2	Cap	DN 65 to 80	Cast iron	EN-GJL-250	ASTM A 48 35 B
		DN 100 to 250	Ductile iron	EN-GJS-400-15	ASTM A 536 65-45-12
3	Membrane	EPDM			
4	Closing system	DN 65 to 150	Brass	CuZn35Pb1.5AlAs	
		DN 250	Bronze	CuSn5Zn5Pb2-C	
5	Rings	Stainless steels X10CrNi18-8			
6	Closing system seat	DN 65 to 80	PPO		
		DN 100 to 250	Bronze	CuSn5Zn5Pb2-C	
7	Closing system stem	DN 65	Stainless steels	X5CrNi18-9	
		DN 80 to 250		X5CrNi18-10	AISI 304
8	Drain valve stem	Brass CW625N R350mini			
9	Drain valve seat	DN 65 to 100	Stainless steels	X5CrNi18-10	AISI 304
		DN 150 to 250	Stainless steels	X2CrNi19-11	
10	Drain valve head	DN 65	Bronze	CuSn5Zn5Pb2-C	
		DN 80 to 250	PPO		
11	Drain valve guide	DN 65	Brass	CW625N R350mini	
		DN 80	POM	Hostaform C 9021 naturel	
		DN 100 to 250	Bronze	CuSn5Zn5Pb2-C	
12	O-ring	EPDM			
13	Spring	Stainless steels X10CrNi18-8			
14	Flat seal	EPDM			
15	Funnel	Ductile iron EN-GJS-400-15			
16	Ball valve	Brass CuZn40Pb2			
17	Stop guide	Brass CW625N R350mini			
18	Disc	Stainless steels X5CrNi18-10			



Approvals




International construction Standards :

NF EN12729 - EN 1717

Flange connection according to EN 1092-2

Application

The backflow preventers with verifiable reduced pressure zone BA 4760, certifié  Antipollution is integrated in a set of protection, is for the protection of drinking water networks against the return of polluted fluid from categories 4 according to the norms NF EN 1717 to March 2001.

Installation

Directions for installation :

- Total accessibility
- non-submersible installation
- purge carefully all air from the installation (non polluted atmosphere)
- the discharge valve must be able to get the discharge flow rate
- protection against frost or extreme temperatures

Installation specification : the correct installation requires :

- upstream : stop valve + filter (with washing cock)
- downstream : stop valve (See technical manual supplied with the RPZ)

Protection at the connection point to the public potable water system.

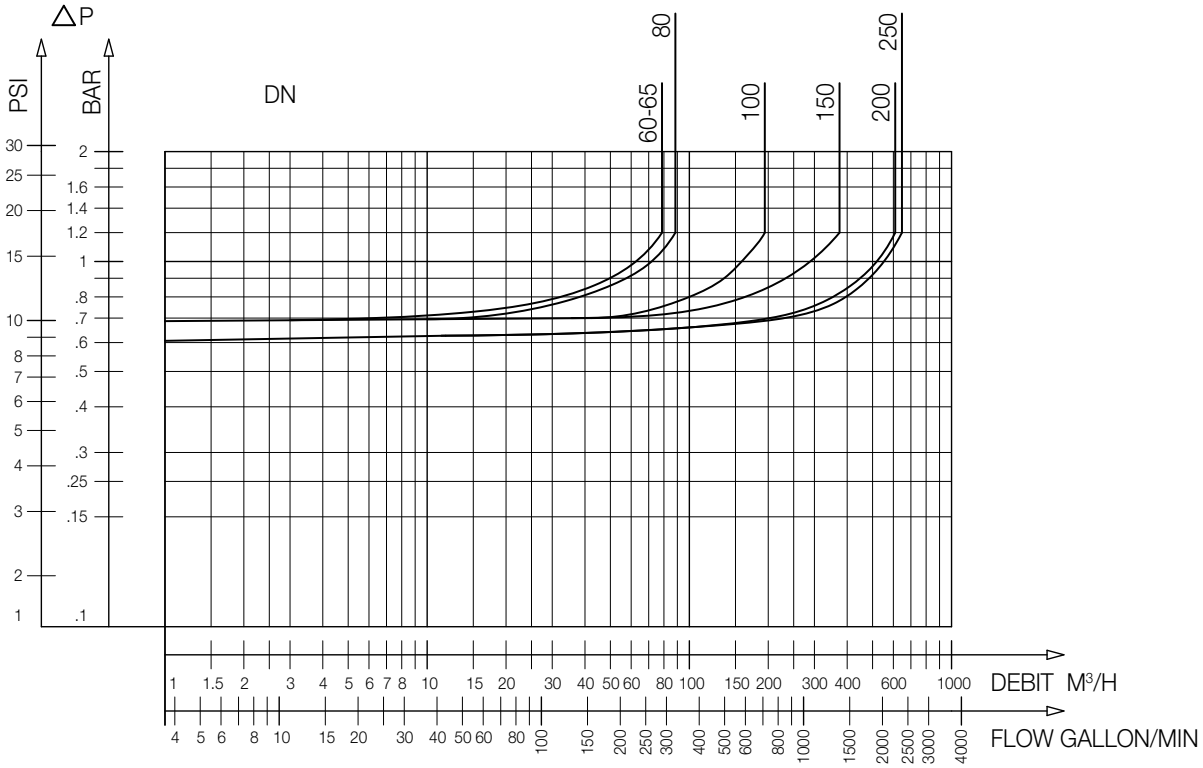
Maintenance

- In accordance with antipollution standard and hygiene regulations, the user undergoes the following requirements :
 - . declaration of intention of installation, 2 months before doing the work
 - . declaration of putting into service
 - . annual performance check (maintenance), including the accessories which are part of the protection device ; the results are communicated to the health authorities
- In the case of an upstream diversion in the area right in front of the RPZ, it is necessary to install a check valve between the diversion and the RPZ.
- Always manipulate the upstream valve slowly.

Operation

Direction for use :

- Solid line: Valve completely open

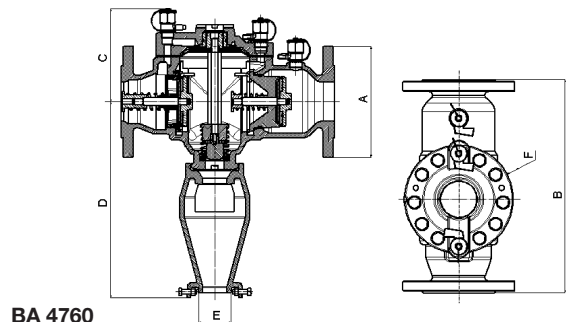


BA 4760 - Headloss chart

Sizing

DN		A	B	C	D	E	F	Max. acceptable torques *
"	mm	mm	mm	mm	mm	mm	mm	Nm
2 1/2	65	185	356	155	326	63	180	40
3	80	200	440	173	337	63	200	40
4	100	220	530	201	434	80	255	40
6	150	285	630	230	456	80	310	110
8	200	340	763	272	499	80	390	300
10	250	395	763	272	499	80	390	300

* Maximum torque for tightening bolts of the backflow preventer cover



BA 4760

The descriptions and photographs contained in this product specification sheet are supplied by way of information only and are not binding.

Socla reserves the right to carry out any technical and design improvements to its products without prior notice. Warranty : All sales and contracts for sale are expressly conditioned on the buyer's assent to Socla terms and conditions found on its website at www.socla.com. Socla hereby objects to any term, different from or additional to Socla terms, contained in any buyer communication in any form, unless agreed to in a writing signed by an officer of Socla.



A WATTS Brand

Socla sas

365 rue du Lieutenant Putier • 71530 Virey-Le-Grand • France

Tel. +33 03 85 97 42 00 • Fax +33 03 85 97 42 42

contact@wattswater.com • www.socla.com

ISO 9001 version 2015 / ISO 18001